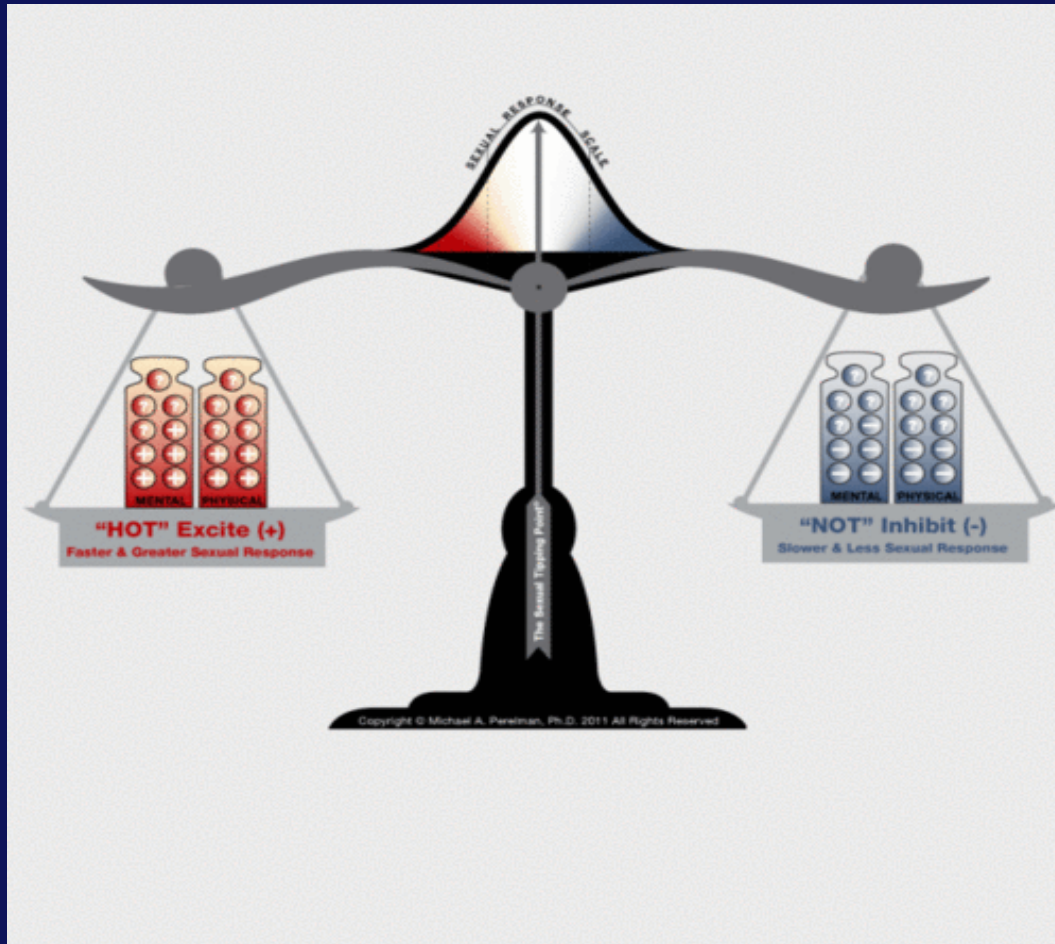


Sexual Balance: Explaining the Sexual Tipping Point[®] Model



Narrated by
Dr. Michael Perelman

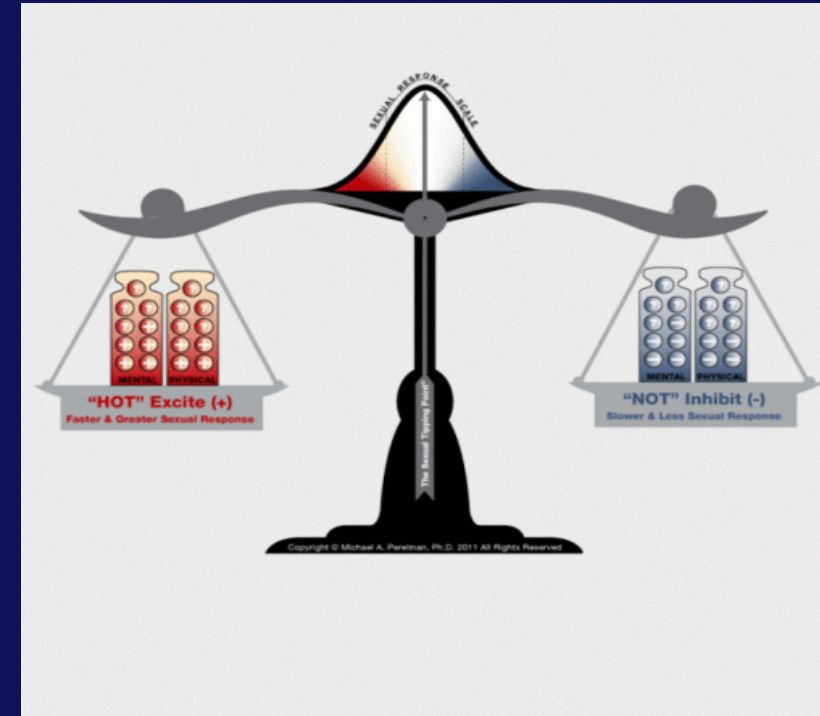


The STP Model Helps Optimize The Diagnosis & Treatment Of SD

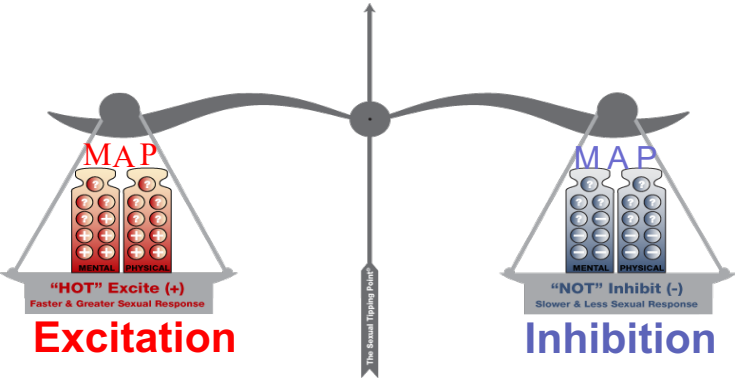
- The STP easily depicts all the mental and physical elements of sexual function and dysfunction.

Why is that important?

- Because sexual response is always both mental and physical.



KEY TO THE SEXUAL TIPPING POINT® MODEL SYMBOLS

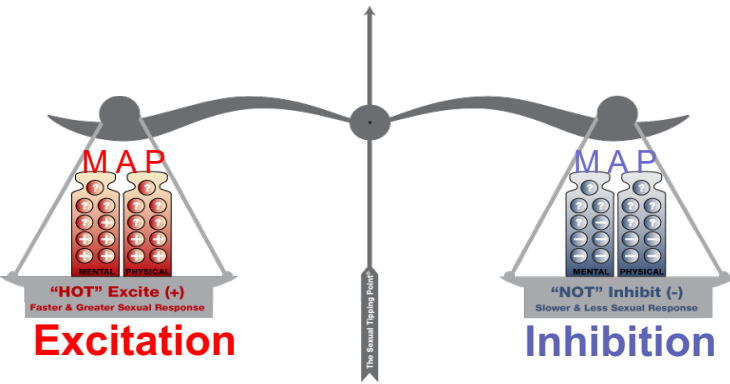


2 pairs of interconnected **containers** on balance **pans** (**excitation**/**inhibition**) hold all known/unknown **Mental And Physical factors**.

Two pans labeled “Excitation” and “Inhibition,” respectively, hold two pairs of interconnected containers.

The containers are each labeled “M” for Mental and “P” for Physical and are bridged together by an “A” for And, recognizing that the line between mental and physical is porous as “thoughts” become translated into biochemical/electrical components.

KEY TO THE SEXUAL TIPPING POINT® MODEL SYMBOLS



2 pairs of interconnected **containers** on
2 balance beam **pans** hold all known & unknown
Mental And Physical factors regulating sex.



Each factor's setting varies as to
its degree of **HOT** or **NOT**

Sex Positive (+) or **Sex Negative (-)**

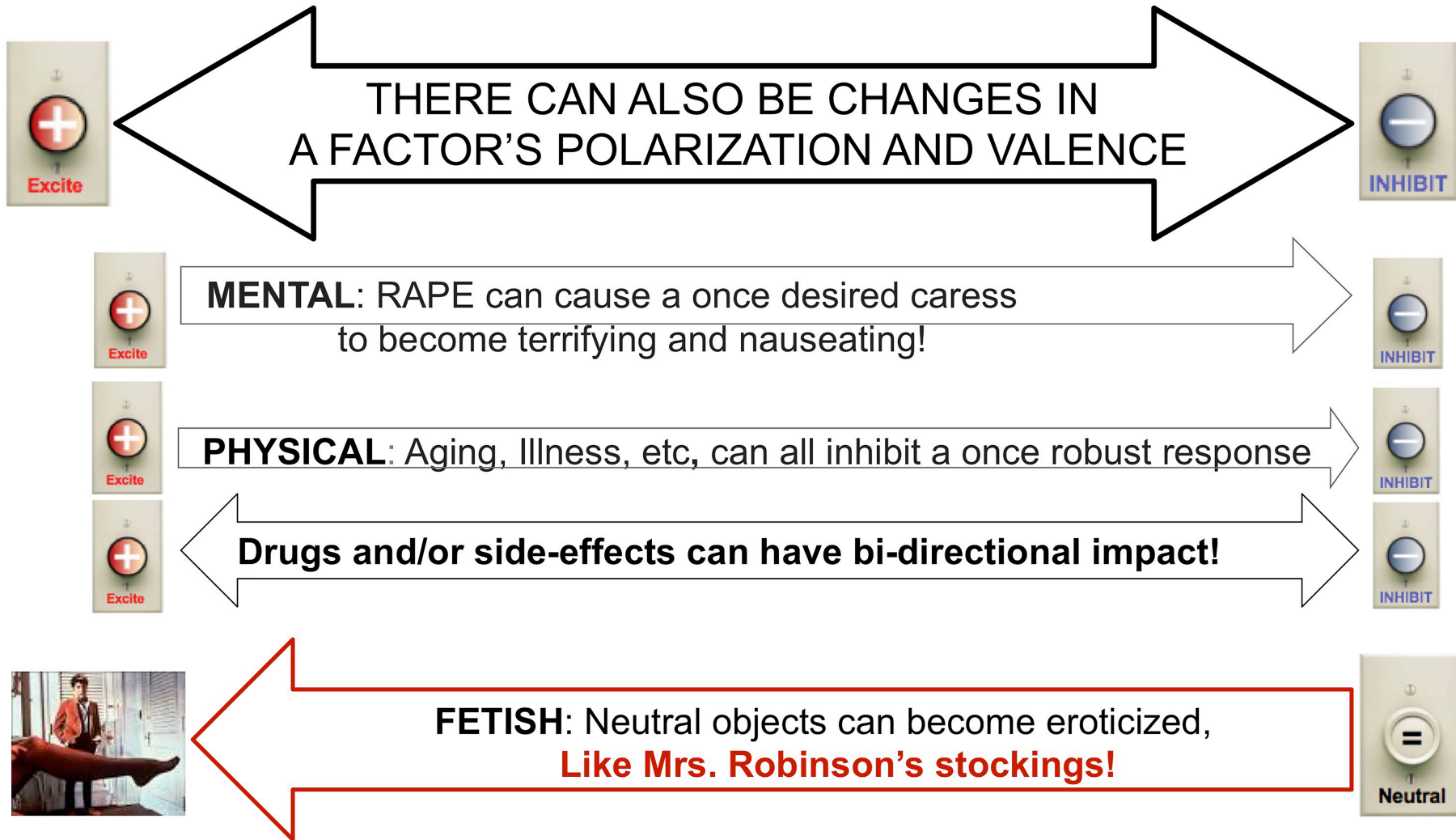


Some Factors May Be Neutral (=)

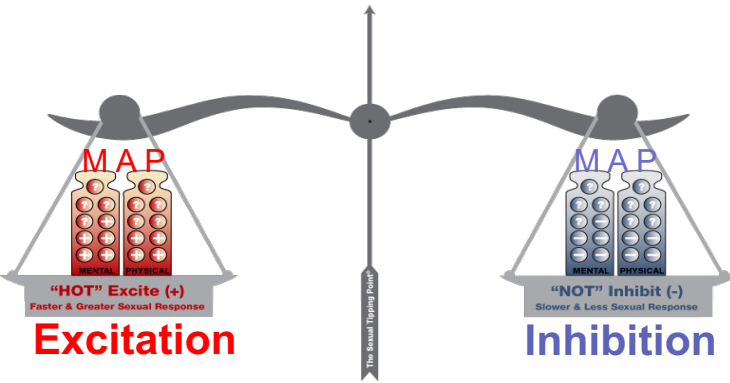


Some Factors Are Still Unknown (?)

STP Model: Variable Factor Polarity and Valence



KEY TO THE SEXUAL TIPPING POINT® MODEL SYMBOLS



2 pairs of interconnected **containers** on 2 balance beam **pans** hold all known & unknown **Mental And Physical** factors regulating sex.




Each factor's setting varies as to its degree of **HOT** or **NOT** **Sex Positive (+)** or **Sex Negative (-)**

Some Factors May Be Neutral (=)

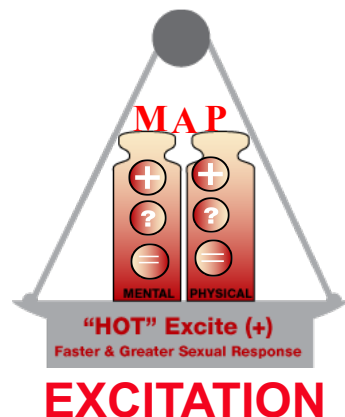
Some Factors Are Unknown(?)

A Sexual Tipping Point® is displayed on a bell shaped scale & depicts the dynamic combination of all these factors at any moment in time.



Using the STP Model for Treatment Formulation

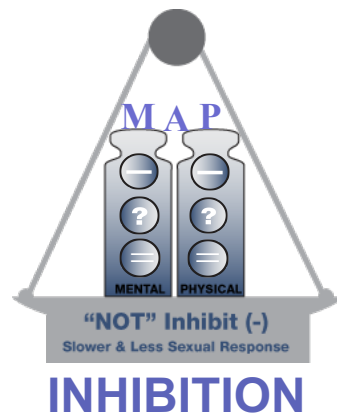
First:
SD always has multiple
Biomedical-Psychosocial
& Cultural Etiological Factors.



Third:
Identifying key etiological
factors will determine the
initial treatment targets.



Second:
The sexual tipping point is
always determined by the
net sum of those factors.



Fourth:
Explaining the STP
formulation & treatment
targets to the patient
inspires hope.

The STP Model Helps Optimize The Diagnosis & Treatment Of SD



The correct reference for the information contained in these slides:

Perelman, M. A. (2018). Why the Sexual Tipping Point® Is a “Variable Switch Model.” *Current Sexual Health Reports*, 6(2), 1–6.

These slide images maybe duplicated but the following must be is clearly & visibly depicted:

“This image is used with the permission of the MAP Education & Research Foundation (mapedfund.org).”

- **STP videos and related publications and presentations are available free at: mapedfund.org**
- **For questions contact michael@mapedfund.org**